




THOMAS ALLEYNE'S HIGH SCHOOL: GCSE ART & DESIGN LEARNING JOURNEY

6TH FORM



From January through to May (of Y11) students will undertake their AQA component 2 (externally set exam paper)- where each student will select a question to respond to that they will develop and experiment with over the preparation period leading up towards their final 2 day (10 hour) exam. Students will use the skills they have gained over the course so far to make a personal, informed and meaningful response to their exam question which will be resolved in the final May 10 hour exam. Examples of Work will be shared with students regularly throughout this period to boost knowledge and application of Assessment



Y11 Students hand in Component 1 and begin their GCSE Component 2 investigation which will run from January of Y11 through to May, through which time they will prepare and finalise their exam portfolio of work worth 40% of their final GCSE Grade

Students will continually refine their coursework following next steps and feedback from teachers as part of their A02 Assessment objective and will endeavour to improve their work completed to the highest level possible

Following the Christmas holiday when students are in Y11, each student will finalise, refine & resolve work for the January Deadline

In Nov/ December of Y11, students will complete a 10 hour trial exam where they produce a final piece of their own design in response to all of their favoured media and approaches from throughout the course, into a personal and resolved outcome

CEIAG 6th Form interviews take place Jan of Y11

POST-16 PATHWAY

MAY Y11

Final Exam (A04)

EXAM PREP (A01,2,3) (15 weeks prep)

COMPONENT 2 (40% of grade)


COMPONENT 1 FINISHES... Refine Coursework

6

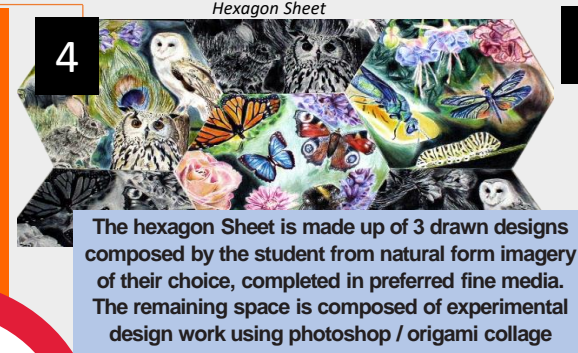
College/Apprenticeships

GCSE students are given regular feedback both verbally and written Next steps / assessment for each sheet and piece completed. Examples of past units are used to develop understanding and ideas for students, alongside boosting their knowledge of grading and Assessment. Examples of past units are presented in AFL BANK resources accessible in school and remotely through TEAMS


Students will create an A2 sheet combining drawings and designs from different decorative artists (related to Decoration) together in a combined format. Students will mix chosen media, styles and techniques together into a creative, flowing composition



Students refine and complete their hexagon sheet early in Year 11 then move on to the box sheet before preparing for their final piece competed in the trial exam



The Frame Sheet features an A3 Oil pastel & Graphite drawing made from natural forms imagery surrounded by a border design of the student's choice from approaches / ideas generated throughout the unit to date



Year 11

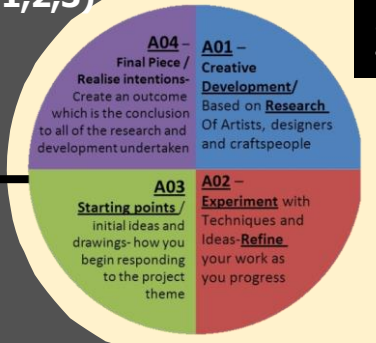

CIRCLES SHEET (A01,2,3)

Start... HEXAGON SHEET (A01,2,3)

...Finish HEXAGON SHEET (A02,3)

FRAME SHEET (A02,3)

/Plan Final Piece (A04)



CHALK SHEET A01,2,3

RESEARCH / ANALYSIS

Students will begin the Decoration unit by Researching /analysing different artists connected to the theme in Concertina Sheets. The research will underpin and inspire all work throughout the unit and is essential for A01 and the generation of ideas.



A01 Research Connections

COMPONENT 1 begins... (60% of grade)

Y10 Students begin their AQA GCSE Component 1 investigation- running from Sept. of Y10 through to Jan. of Y11. Throughout which time they will develop their portfolio of coursework worth 60% of their final GCSE Grade. All work follows the AQA Assessment specification and links to 4 Assessment Objective areas (AOs). Student's grades are assessed by their total performance in each of the 4 AOs.



This QR code will lead students to examples of past coursework units

Students combine a mixture of drawing and decorative abstract approaches to create a large scale expressive piece in chalk/ oil pastel taking inspiration from Natural forms to create compositions to work into inspired by artist ideas and techniques

Coursework Unit: "DECORATION"

Year 10