





THOMAS ALLEYNE'S HIGH SCHOOL: **Y9 ART & DESIGN**: LEARNING JOURNEY

Year 10



3 A series of drawings, designs and experiments in different media will be made from different natural forms starting points. Students will develop their experiments and studies into a final piece that is inspired by contemporary illustrators and Artists- in the form of a A4 decorative insect piece resembling tattoo designs and formatting

Natural Forms- Illustration/ development



4 Careers and application for the future is embedded within the Y9 SOL. Students will learn about a variety of careers and opportunities using practising artists and past student career pathways. Students will create a relief collage study on Helen Musselwhite to synthesise a working brief on an environmental issue of their choice

Careers, Artist Collage, Relief Design




2 Elements of portraiture will be experimented with using a range of drawing styles and medias. Students will plan and compose an outcome inspired by their choice of artist styles and approaches.

Drawing of Portrait elements

1 Initial tasks using portraiture and decorative art styles and approaches will underpin the first tasks students will complete. Artist research will underpin each student's own decorative portrait which will resolve in a detailed and striking final portrait piece following experimentation with style, composition and format

Decorative Portraits



The Year 9 SOL embraces all elements of the national curriculum framework in Art & Design- and ensures students develop a comprehensive basis of knowledge, skills and approaches to respond to creative briefs and challenges. All teachers are implementing an agreed series of tasks that ensure effective development of student's artistic repertoires. We adapt our SOL each year following student feedback and comments- which shape the format and planning alongside consideration of the national curriculum framework



6 Students will complete a standalone final piece based on decorative artist designs that will be combined and presented in a relief sculptural outcome- featuring overlapping shapes from selected designs inspired by Frank Stella and other artists

Sculptural Outcome



Futurist Outcome

5 Students will take inspiration from the Futurists to create their own A3 abstract final piece inspired from the natural forms drawings and work previously completed. Students will personalise and develop compositions/ using their own choice of media and ideas based on their findings throughout the course to date.

ASSESSMENT /FEEDBACK
All work is assessed in grids in the back of books using success criteria and SWANS. Feedback is regularly implemented into lessons verbally in whole group and individual format

ARTIST INSPIRATION
Each task within the SOL will be inspired by relevant artists and critical connections that underpins each element of the work leading towards resolutions for each part. Analysing artwork is an essential skill students will be developing throughout both orally and in written form/ analysis

FORMAT OF WORK:
Work is predominantly made in A4 sketchbooks, with later work being completed on A3 sheets and larger scale sculptural formats.

OUR MISSION:
To ensure we provide students with the essential knowledge and skills to respond to creative challenges and develop a robust body of skills and problem solving

Year 9